




CORE Subjects	Lesson and Resources	Notes / Extension Task
ENGLISH	<p><b>Lesson 1</b>  <a href="#">Lesson 01 - Reading and Comprehension.pptx</a>  <a href="#">Lesson 01 and 02 Extracts.docx</a></p> <p><b>Lesson 2</b>  <a href="#">Lesson 02 - Inferences and Methods.pptx</a></p> <p><b>Lesson 3</b>  <a href="#">Lesson 03 - Reading and Comprehension.pptx</a>  <a href="#">Lesson 03 and 04 Extract.docx</a>  <a href="#">Lesson 03.pptx</a></p> <p><b>Lesson 4</b>  <a href="#">Lesson 04 - Inferences and Methods.pptx</a></p> <p><b>Lesson 5</b>  <a href="#">Lesson 05 - Writing about a character.pptx</a>  <a href="#">Lesson 05 Extract.docx</a></p> <p><b>Lesson 6</b>  <a href="#">Lesson 01 - Who is William Shakespeare.pptx</a>  <a href="#">Lesson 01 MCQ.docx</a>  <a href="#">Lesson 01 Resource.docx</a></p> <p><b>Lesson 7</b>  <a href="#">Lesson 02 - What is The Globe Theatre.pptx</a>  <a href="#">Lesson 02 Resource.docx</a></p>	<p>Sparx Reader homework also to be completed as per Arbour – Due every Thursday.</p> <p>Students will be starting January with five lessons of mid-year assessment prep and then move on to their first Shakespeare play - A Midsummer Night's Dream</p>

CORE Subjects	Lesson and Resources	Notes / Extension Task
MATHS	<p><u>Lesson 1</u> Calculating the mean <b>Sparx: M940</b> Follow this link and answer the Mean questions. Click the tick at the bottom to check your answers. <a href="#">Mean</a></p>	<p><b>Notes:</b> Where relevant, find the Sparx Task by clicking on Independent Learning:</p> 
	<p><u>Lesson 2</u> Median <b>Sparx: M934</b> Follow this link and answer Median question. Click the tick at the bottom to check your answers. <a href="#">Median</a></p>	<p>And then search for the relevant task in the Search bar:</p> <div> <div>Search for topics:</div> <div>Your curriculum:</div> <div>Enter topic name or code</div> <div>Key Stage 3</div> </div> <p>Use the videos for support as you answer the questions.</p>
	<p><u>Lesson 3</u> Mode <b>Sparx: M840</b> Follow the links and answer the Mode questions. Click the tick at the bottom to check your answers. <a href="#">Mode</a></p>	<p><b>Extension Tasks:</b> Complete all Compulsory, Target and XP Boost tasks at 100%</p>
	<p><u>Lesson 4</u> Range <b>Sparx: M328</b> Follow the links and answer the Range questions. Click the tick at the bottom to check your answers. <a href="#">Range</a></p>	

CORE Subjects	Lesson and Resources	Notes / Extension Task
MATHS	<p><u>Lesson 5</u> Averages Follow the links and answer the Apply questions. Click the tick at the bottom to check your answers. <a href="#">Mode</a></p>	<p><u>Notes:</u> Where relevant, find the Sparx Task by clicking on Independent Learning:</p> 
	<p><u>Lesson 6</u> Multiplying and dividing by powers of 10    <b>Sparx: M113</b> Follow this link and answer question. Click the tick at the bottom to check your answers. <a href="#">Multiplying and dividing by powers of 10</a></p>	<p>And then search for the relevant task in the Search bar:</p> 
	<p><u>Lesson 7</u> Multiplying integers    <b>Sparx: M187</b> Follow the links and answer the questions. Click the tick at the bottom to check your answers. <a href="#">Multiplying integers</a></p>	<p>Use the videos for support as you answer the questions.</p> <p><u>Extension Tasks:</u> Complete all Compulsory, Target and XP Boost tasks at 100%</p>

CORE Subjects	Lesson and Resources	Notes / Extension Task
SCIENCE	<p>Lesson 1: KS3&gt;: Year 8&gt;Atoms and the periodic table&gt; Group 1  <a href="#">Curriculum - Curriculum</a></p> <p>Lesson 2: Group 7  <a href="#">Curriculum - Curriculum</a></p> <p>Lesson 3: Group 7 displacement  <a href="#">Curriculum - Curriculum</a></p> <p>Lesson 4: Group 0  <a href="#">Curriculum - Curriculum</a></p> <p>Lesson 5: Review  <a href="#">Curriculum - Curriculum</a></p>	<p><a href="#">Sparx - How to Use</a></p> <p><u>Notes:</u></p> <p>Where relevant, find the Sparx Task by clicking on Independent Learning:</p> <div data-bbox="1384 496 1482 576"> <p>Independent Learning</p> </div> <p>And then search for the relevant task in the Search bar:</p> <div data-bbox="1377 671 1930 735"> <div> <p>Search for topics:</p> <input type="text" value="Enter topic name or code"/> </div> <div> <p>Your curriculum:</p> <input type="text" value="Key Stage 3"/> </div> </div>

Foundation Subject	Lesson and Resources	Notes / Extension Task
ART	Research Islamic Tiles - Do a copy of one you find in colour	
DRAMA	Research Commedia Dell' Arte. What is it? Where does it come from? What are its characteristics? What are the stock characters?	
FRENCH	<p>Here are the topics that we are studying this half term:</p> <ul style="list-style-type: none"> <li>- Describing your family</li> <li>- Describing your pets</li> <li>- Giving opinions on school</li> <li>- School subjects and times</li> <li>- Describing your teachers</li> </ul> <p>Find these topics here on BBC Bitesize:  <a href="#">KS3 French topics</a>  <a href="#">Talking about school</a></p> <p>Practise the vocabulary from the French page in your Knowledge Organiser.</p>	<p><b>Notes:</b></p> <ol style="list-style-type: none"> <li>1. Watch the video on Bitesize and complete the activities.</li> <li>2. Make a note of any new words in French and English.</li> </ol> <p><b>Homework / Extension tasks:</b></p> <ol style="list-style-type: none"> <li>1. Write a short paragraph (50 words) about the topic. Use opinions and future tense. Revise writing it out from memory – ask someone at home to test you if possible!</li> <li>2. Active Learn. Go to <a href="https://www.pearsonactivelearn.com/app/Home">https://www.pearsonactivelearn.com/app/Home</a>  Your username is your Regis School email.  Your password is Tr5Reset22  Complete set tasks.</li> </ol>

Foundation Subject	Lesson and Resources	Notes / Extension Task
<b>GEOGRAPHY</b>	<p>Follow the links below to watch and complete the Oak National lessons. Ensure you are in a suitable environment to work where you can listen to the teacher recording of the lesson. You will pause and complete all activities and record your work on the worksheet uploaded or in a notebook or on paper.</p> <p>Only complete the amount of lessons you would have missed had you have been in school.</p> <p>Website: <a href="https://continuityoak.org.uk/Lessons">https://continuityoak.org.uk/Lessons</a></p> <p><b><u>Autumn Term 2/Spring Term 1: Development</u></b> Go to- Geography- Year 7- Unit 3- Development</p> <p><b><i>Week beginning 5/1</i></b> L7- How can top down projects promote development? L8- Where is Nigeria and what is it like?</p>	<p>If you have finished all the tasks in the lesson and resources section and wish to continue some more geography work log on to Seneca using your school account.</p> <p>Search for KS3 Geography and work your way through the learning and quizzes for the topic you are currently learning.</p>
<b>HISTORY</b>	<p>Follow the lessons on the link: <a href="https://www.thenational.academy/pupils/programmes/history-secondary-year-7/units/england-under-henry-ii-how-successfully-did-henry-reassert-royal-authority/lessons">https://www.thenational.academy/pupils/programmes/history-secondary-year-7/units/england-under-henry-ii-how-successfully-did-henry-reassert-royal-authority/lessons</a></p>	<p>Before you begin, you will need a pen, lined paper and headphones if working in a shared area.</p>

Foundation Subject	Lesson and Resources	Notes / Extension Task
MUSIC	<p>Making and enjoying music</p> <p><a href="https://www.thenational.academy/pupils/programmes/history-secondary-year-7/units/england-under-henry-ii-how-successfully-did-henry-reassert-royal-authority/lessons">https://www.thenational.academy/pupils/programmes/history-secondary-year-7/units/england-under-henry-ii-how-successfully-did-henry-reassert-royal-authority/lessons</a></p>	
RELIGIOUS STUDIES		<p>Notes: 1. Open the link and complete the lesson by following the instructions for each task.</p> <p>Extension task: Create a ten question quiz about this topic.</p>
		<p>Notes: 1. Open the link and complete the lesson by following the instructions for each task.</p> <p>Extension task: Create a ten question quiz about this topic.</p>
SPANISH	<p>Here are the topics that we are studying this half term:</p> <p><b>Describing and Giving Opinions:</b></p> <ul style="list-style-type: none"> <li>- Describing your family</li> <li>- Describing your pets</li> <li>- Giving opinions on school</li> <li>- School subjects and times</li> <li>- Describing your teachers</li> </ul> <p>Find these topics here on BBC Bitesize:</p> <p><a href="#">KS3 Spanish topics</a></p>	<p><b>Notes:</b></p> <ol style="list-style-type: none"> <li>1. Watch the video on Bitesize and complete the activities.</li> <li>2. Make a note of any new words in Spanish and English.</li> </ol> <p><b>Homework / Extension tasks:</b></p> <ol style="list-style-type: none"> <li>1. Write a short paragraph (50 words) about the topic. Use opinions and future tense. Revise writing it out from memory – ask someone at home to test you if possible!</li> <li>2. Active Learn. Go to <a href="https://www.pearsonactivelearn.com/app/Home">https://www.pearsonactivelearn.com/app/Home</a> Your username is your Regis School email. Your password is Tr5Reset22 Complete set tasks.</li> </ol>